

- The Western Washington Shop Hop is January 22-26. We are still looking for volunteers who can work four hour shifts during these days, so if you are available, please give us a call at 703-3279! **We are holding a "drop-in" orientation meeting for volunteers on Friday, June 17, from 1-7. We will begin putting together kits, so please come help if you can! If you can't join us on Friday, we will need to see you on Monday, June 20 at 6 p.m.** While you're at it, reserve a poster and commemorative pin before the hop begins.
- We have received over 40 bolts of fabric over the past three weeks...stop in a see what we have!
- Many thanks go out to everyone who participated in our Jelly Roll races. We had a blast, and our winning "team" was Tamara Larson and Pam Casey. Even Humane Society Director Rick Johnson helped out! We collected lots of items, and our fabric contributions created 15 full-size quilt tops that we will break down into smaller pieces.

Quilting on the Mid-Arm! \$25

Friday, June 3, 10 a.m. to noon – Pre-requisite: Quilting Machine Certification
Our new quilting machine instructor, Desma Switzer, will be teaching ladies how to do quilting on our mid-arm machine. Class space is limited, so call us to get your name on a list. See more about Desma on page 2.



Redwork \$12 plus supplies

Saturday, June 4, 11 to 2 p.m.
This class, by guest teacher Heidi Bishop, will introduce you to some popular embroidery stitches. The class project is a paisley...of course! You will need No. 5 needles, 6" embroidery hoop, red floss, and white muslin for your handwork.




Starch and Press Appliqué \$20 for class plus \$15 for kit

Saturday, June 11, 11 – 3 p.m.
Paula Dunn will be teaching a great new method for building your appliqué pieces that uses starch and heat-resistant mylar. Your kit includes batik fabric for appliqué and heat-resistant mylar template plastic. Paula "strongly recommends" that you bring a small iron for this project as well as your usual hand-sewing items.



Star Toss \$30 (\$15 for past students), includes kit

Tuesday, June 7, OR Wednesday June 15.
(Both classes are from 6:30-8:30 p.m.)
This is another in our adorable quilt series, just in time to use patriotic Americana fabrics and die-cut stars. Make this small (33") square for your table top or decorate your walls this season.



Stack-N-Whack \$20 includes sample kit

Saturday, June 18, noon – 3
Learn the basic theories for creating stack-n-whack projects in a multitude of methods: hexagon, octagon, four-square, and split quarter-square blocks... all on our die-cut machine!

Coming in July:


Freezer Paper Foundation Paper Piecing by Shelley Knott on July 2

Fractured Impressions by Sandra Crow on July 23

ONGOING Classes and Events

- **First Saturday Sampler – Chameleon** - *First Saturday of the month at 9 a.m.* Even though these classes are full, watch our display wall to see how our blocks are progressing!
- **Duck Hunt** - *Second Saturday of the month – 10 a.m. to 4 p.m.* Stop by any time during the day to “hunt” for your pieces.
- **3rd Saturday Garden Patch Cat Sampler** - *Third Saturday of the month - 9 a.m.* This sampler class will be using 12 (or more!) of the lovely patterns from Helene Knott, designer of the Garden Cat series. You may join us at any time as we will be doing all 27 of Helene’s patterns. Meeeeooooow!
- **Fourth Saturday Sampler** – *10:30 a.m.* This class is a combination of foundation paper piecing, regular piecing, and appliqué.
- **Block Challenge** - \$5.95 per block pack - *Last Saturday – Drawing for previous month’s block held at 4 p.m.* Every month a special “packet” of fabric is available for purchase to highlight a particular line. Create an original or traditional quilt block(s) with the fabric (unfinished size 12.5 inches), and bring it in for a raffle-type drawing. Winner(s) will receive a mix of quilt blocks to put together in a quilt top or other project of their choosing. Number of blocks raffled will depend on number of blocks collected.
- **Crazy Quilting Block-of-the-Month** - *Third Thursdays at 6 p.m.* Create a 12" block using the old-fashioned art of crazy quilting. Every month we will learn a different embellishment technique, then you will get a theme assignment to incorporate into your block.

...And remember, our Club Paisley classroom is always available for groups or drop-in sewing. Call to reserve your time now!



Meet Desma Switzer

My name is Desma Switzer and fabric is in my blood! My mother is a professional seamstress, and my grandmother was a hand piecer and quilter. I have a passion for quilting, and it makes me feel connected to my grandmother.

I started long arming in 1999, and in 2005, with the help of a good friend Judy Irish, was pushed out of the “nest” to go forth and quilt. A couple of years ago I was asked to teach a Long Arm 101 class for quilters to be certified on a machine they could rent. I took to it like a duck to water (pun intended!), and it was amazing.

I have since relocated to Rainier, Oregon. When I visited the Paisley Duck with my proposal, Susie and Tracy welcomed me with open arms. I will be teaching a mid-arm 101 class and a refresher class starting on June 3. What I bring with me is the experiences that I have had over the last six years.


Please stop by and check out the classes offered. I will be demonstrating the machine during the Shop Hop!

Other news:

- Congratulations to Patty Hanna for snagging the first place prize in our purse contest. Patty's bag was of our adorable Fruit Bottom Ladies. Second place was a tie between Leila Luhn (ladybugs and daisies) and Evelyn Sybouts (large blue tote with tie).
- Congrats to Cyndi Franklin, winner of the May BYOB drawing!
- Congratulations to Georgia Brent, winner of the Cherry Blossom Block Challenge blocks. This month's line is from Moda, and kits are going fast!
- And speaking of fabric...as much as it sickens me, we are going to have to raise our price yet again to keep up with the cost of purchase and shipping. It will only apply to fabric that comes in after July 1, so you have plenty of time to stock up.
- Fat quarters will go up to \$2.75 after June 15, so get in early for those and beat the Shop Hop mob!
- A customer told me on Saturday that the cost of batting has gone up \$3 per yard at Joanne's. It is hitting everywhere!

JUNE 2011						
Sunday	Monday	Tuesday	Wednesday	Thursday	Friday	Saturday
			1	2	3 Mid-Arm 101 with Desma – 10-noon	4 1 st Saturday Sampler – 9 *Redwork – 11-2
5 Paisley U Makeup 1-3 TBA	6 Paisley U #16 Group A 1-3 Group B 6:30-8:30	7 Star Toss 6:30-8:30	8	9 Paisley U #16 Group D 6:30-8:30	10 Paisley U #16 Group C 1-3	11 Duck Hunt - 10 *Starch N Press Appliqué 11-2
12 Paisley U Makeup 1-3 TBA	13	14	15 Star Toss 6:30-8:30	16 Crazy Quilt Block of the Month 6-7	17 DROP-IN ORIENTATION OF VOLUNTEERS FOR SHOP HOP 1-7	18 Garden Patch Cats – 9 a.m. Stack-n-Whack – 11-2
19 Paisley U Makeup 1-3 TBA	20 DROP-IN ORIENTATION OF VOLUNTEERS FOR SHOP HOP 6	21 BUNKO 6:30-8:30	22	23	24	25 Turning Pages Sampler – pick up only
			Shop Hop			
26	27	28	29	30		
Shop Hop						

- Classes are first-come, first-served and require pre-signup. Additional classes can be scheduled depending on interest. Classes will generally be on Thursdays and Saturdays, occasionally on Tuesdays and Fridays. Always bring your sewing machine and tools for classes unless otherwise noted.
- ***Remember, we will need to collect pre-payment of at least 50% for classes taught by guest teachers. There will also be a final cutoff date for getting a refund if you cancel a class.**
- You will get a 20% discount on the day of your class for any additional purchases you wish to make!



We've got lots of new fabric, stop by and pet a bolt!

Upper right: Stitch's sister, Irene, helps me with my sewing project. The next two pictures illustrate why it is important to take pictures of your progress!

Bottom row: "Twisted" sisters!